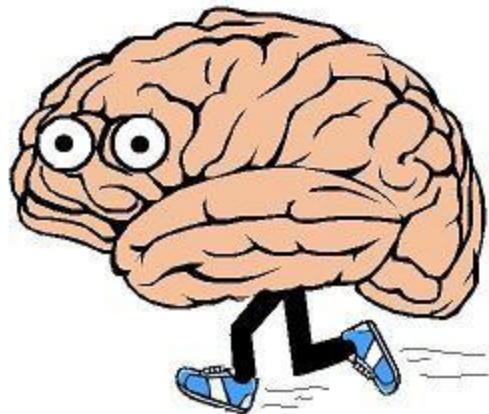


SmartFace

Plug & Play Facial Recognition



Evolution of Plug and Play



2014
IFace
SDK



2019
SmartFace 3.0


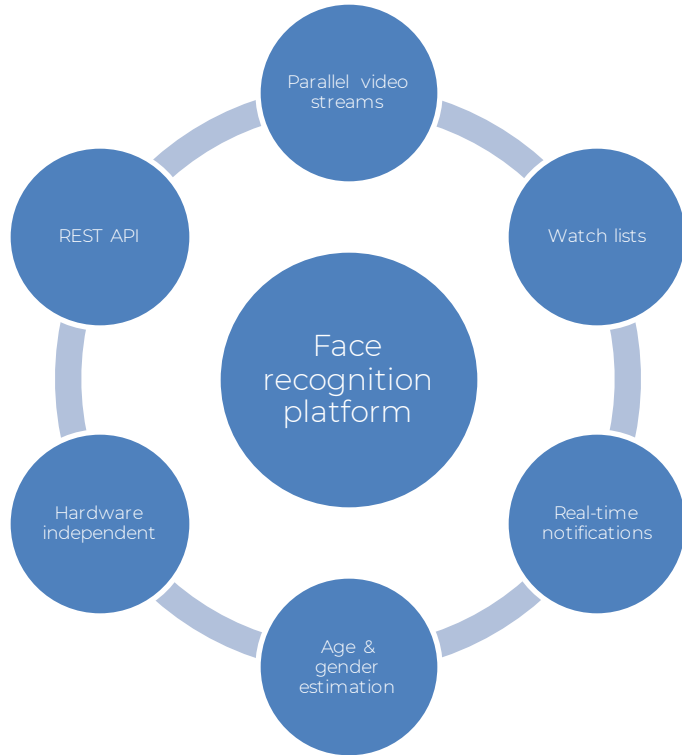
Old Way



Smart Way



What is SmartFace?







It All Begins With a Camera


- Easy to plug in a new camera or video stream
- All RTSP cameras supported



Face Detection – It Just Works!



Face Tracking

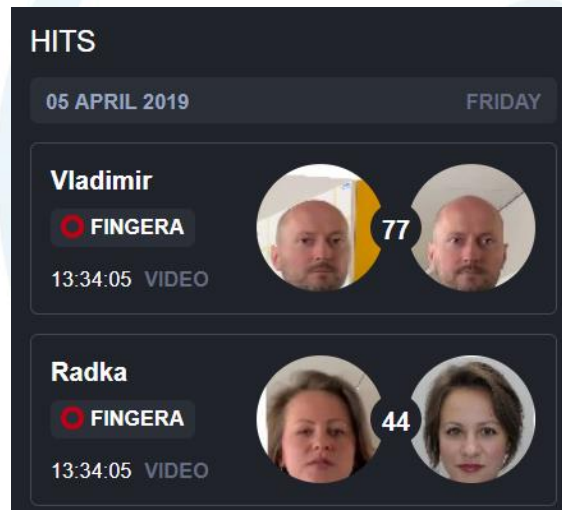
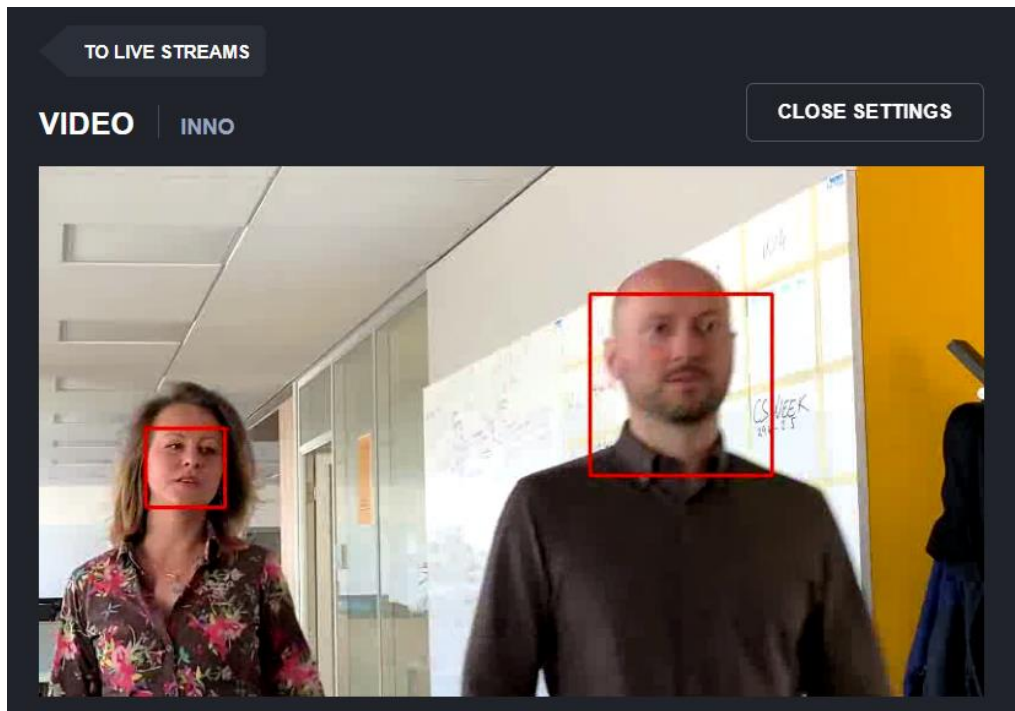




SmartFace

DEMO

Face Recognition




Watchlist Management

The screenshot displays a user interface for managing a watchlist. At the top, there are two buttons: "ADD MEMBERS" (highlighted with a blue border) and "REMOVE MEMBERS" (highlighted with a red border). To the right, it shows "48 MEMBERS" and icons for a grid view and a menu. The main area contains a grid of 25 circular profile pictures, each with a name underneath. The names are: Jofi, Miso G, Dano Pribul, Stano L, Vlado, Tamas, Radka, Martin, Dusan, Metod, Brano U, Peto Molcany, Marek L, Nina, Peto H, Adrian F, Marcela, Janka, Kamil, Juro Kuba, Roman, Viki, Miso D, Peto Martis, and Matus. At the bottom center, there is a "LOAD MORE" button.


Member Name
Jofi
Miso G
Dano Pribul
Stano L
Vlado
Tamas
Radka
Martin
Dusan
Metod
Brano U
Peto Molcany
Marek L
Nina
Peto H
Adrian F
Marcela
Janka
Kamil
Juro Kuba
Roman
Viki
Miso D
Peto Martis
Matus

Face Grouping
























Face Grouping

TO IDENTITIES



18 MARCH 2019, MONDAY

	ENTRY	EXIT 	DURATION	CAMERA	PICTURE
	15:28:26	15:28:27	00:00:01	Management office (Block B)	
	15:28:18	15:28:21	00:00:03		
	12:44:14	12:44:16	00:00:01	Management office (Block B)	
	12:44:05	12:44:09	00:00:04		
	09:51:33	09:51:35	00:00:01	Management office (Block B)	
	09:51:27	09:51:27	00:00:01		
	08:53:40	08:53:42	00:00:02	Management office (Block B)	
	08:53:35	08:53:36	00:00:01		
	07:55:53	07:55:54	00:00:01	Management office (Block B)	
	07:55:53	07:55:54	00:00:01	Management office (Block B)	



SmartFace

DEMO




SmartFace


ROADMAP - 2019

Smart Watchlists

DANO | DANO

EXTERNAL ID 54021
WATCHLISTS 

ADD FACE **REMOVE FACES**



VMS Integrations

 **milestone**

Genetec

 **wavestore**
Innovation with integrity

Objects Detection





SmartFace

USE CASES



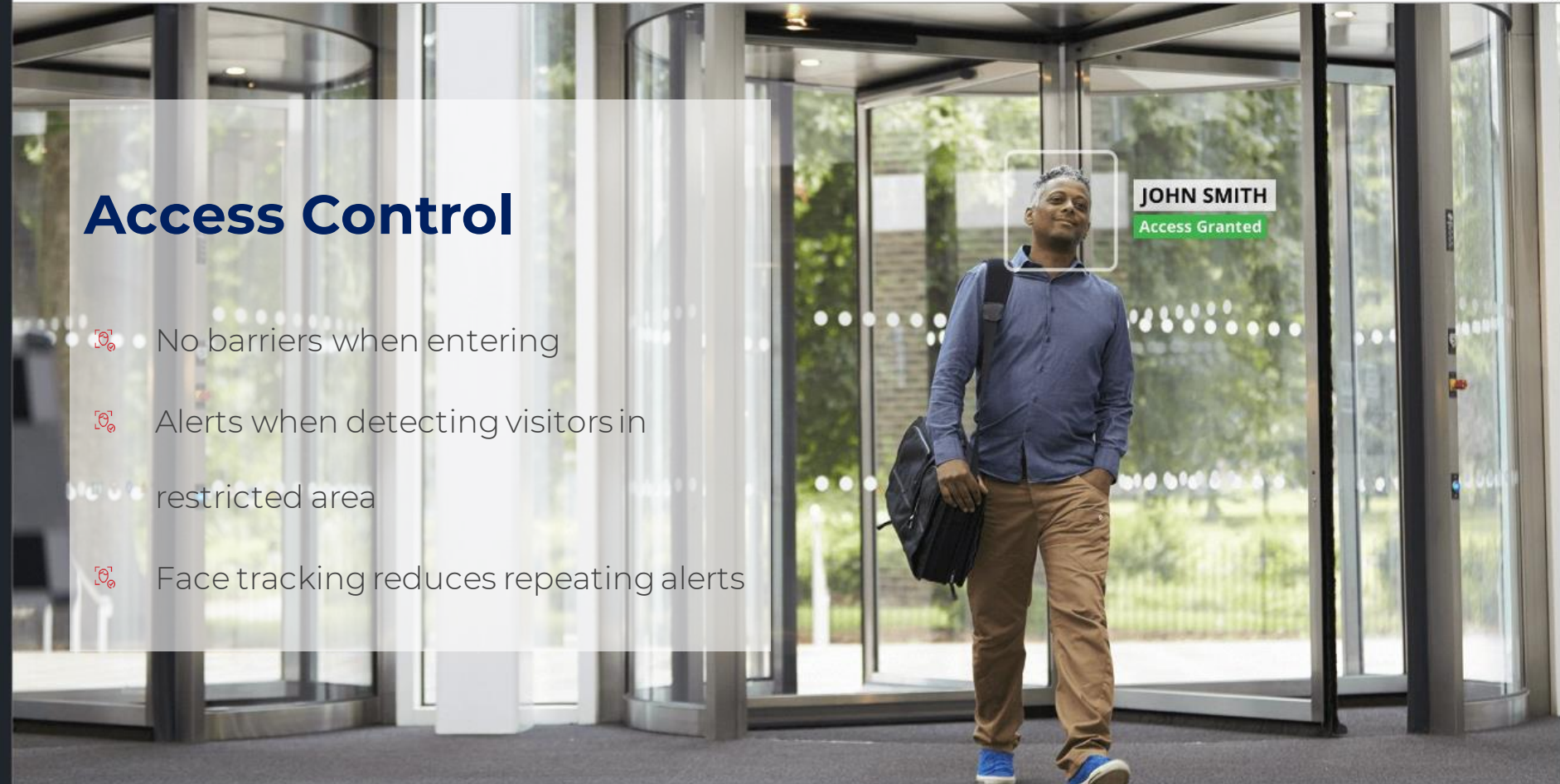
Access Control

- No barriers when entering
- Alerts when detecting visitors in restricted area
- Face tracking reduces repeating alerts



JOHN SMITH

Access Granted





Airport Security

- Seamless identity control
- Security through biometrics
- Lower waiting times



MALE, 38

VIP CUSTOMER

FEMALE, 34

VIP Programme


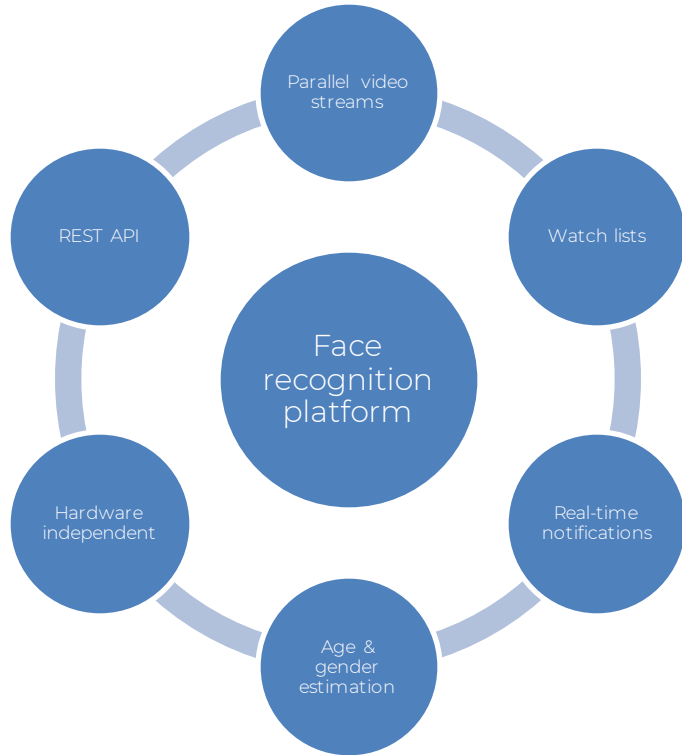
- Alerts on returning customers
- Reward system
- Customer satisfaction and loyalty



Retail Analytics

-  Demographic data about clients
-  Unique people counting
-  Time spent in store and in specific areas

SmartFace



Thank you



Daniel Ferak

Head of Product Mangement at
Innovatrics

daniel.ferak@innovatrics.com

www.innovatrics.com

Technical Requirements

- Windows Server 2016 64-bit
- MS SQL Server 2016+
- Any camera supporting the RTSP protocol
- All standard video formats
- CUDA-compatible GPU w/ 4GB RAM

Technical Requirements

- 4 GB RAM per camera
- 3 GHz CPU core per camera
- 4-8 Mbps bandwidth per HD camera

Face Recognition Benchmarks

- 🔍 Innovatrics a **Top Performer** across all categories
- 🔍 NIST Face Recognition Vendor Test
- 🔍 Ranking among the best in all 5 datasets tested

